


**new**




**Model CC-100**

**MIGHTY MITE**

Economical Coaster Brake with lightweight and compact design. Safe and easy to operate for children weighing less than 70 pounds.

**SPECIFICATIONS**

Weight: 21.0 oz. (595 g)  
 Teeth: 14, 15, 16, 18, 19, 20  
 Over Lock Nut Dimension: 4.29" (109mm)  
 Sprocket: For 1/2" x 1/8" Chain  
 Spoke Holes: 20H, 24H, 28H  
 Riders Weight: 70 lb or less  
 Wheel: 20" or less




**Model CB-100**

**COASTER BRAKE B TYPE**

**SPECIFICATIONS**

Weight: 30.0 oz. (850g)  
 Teeth: 14, 15, 16, 18, 19, 20  
 Over Lock Nut Dimension: 4.29" (109mm)  
 Sprocket: 1/2" x 1/8" Chain  
 Spoke Holes: 20H, 24H, 28H, 36H

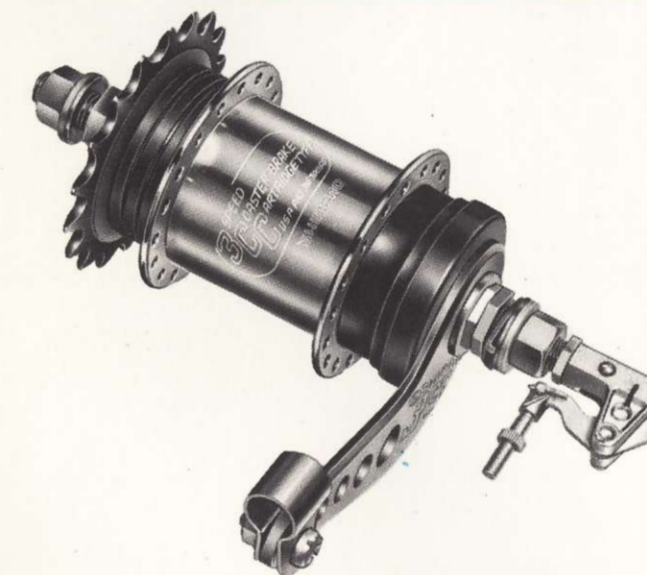


**Model TB-100**

**THREE SPEED HUB**

**SPECIFICATIONS**

Weight: 38.8 oz. (1,100 g)  
 Teeth: 14, 15, 16, 18, 19, 20  
 Gear Ratio: (H) 1:1.33 (N) 1:1 (L) 1:0.75  
 Over Lock Nut Dimension: 4.37" (110.9mm)  
 Sprocket: 1/2" x 1/8" Chain  
 Spoke Holes: 28H, 36H




**Model TC-100**

**THREE SPEED COASTER BRAKE CARTRIDGE TYPE**

**SPECIFICATIONS**

Weight: 47.5 oz. (1,320 g)  
 Teeth: 14, 15, 16, 18, 19, 20  
 Gear Ratio: (H) 1:1.33 (N) 1:1 (L) 1:0.75  
 Over Lock Nut Dimension: 4.76" (120.0mm)  
 Sprocket: 1/2" x 1/8" Chain  
 Spoke Holes: 28H, 36H



**Model AB-100**

**AUTOMATIC 2-SPEED HUB**

With the "Auto-2" the gear shifts automatically from low to high and vice versa according to the running speed of the bicycle. No shifting is required, so even a beginner can use it for easier, safer cycling.

**SPECIFICATIONS**

Weight: 49.4 oz. (1,400 g)  
 Teeth: 14, 15, 16, 18, 19, 20  
 Gear Ratio: (H) 1:1 (L) 1:0.74  
 Over Lock Nut Dimension: 4.40" (112.0mm)  
 Sprocket: 1/2" x 1/8" Chain  
 Spoke Holes: 28H, 36H