




Shimano 600 Series

new



Model GC-100

Model HB-200

Model GB-200

Model HB-100

Model ND-100

Model NF-100

Light Alloy Hub

Model HB-100 (Large Flange Hub)
SHIMANO-600

Weight: Front 9.7 oz. (275 g)
Rear 12.4 oz. (350 g)
Material: Light Alloy
Type: Quick Release
Thread: 1.37" x 24 T.P.I (English)
Over Lock Nut Dimensions:
Front 3.94" (100mm), Rear 4.72" (120mm)
Spoke Holes: 36H

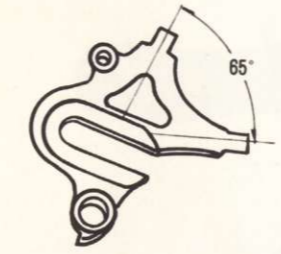
Model HB-200 (Small Flange Hub)
SHIMANO-600

SPECIFICATIONS
Weight: Front 8.3 oz. (235 g)
Rear 12.0 oz. (340 g)
Material: Light Alloy
Type: Quick Release
Thread: 1.37" x 24 T.P.I (English)
Over Lock Nut Dimensions:
Front 3.94" (100mm), Rear 4.72" (120mm)
Spoke Holes: 36H

Fork Ends

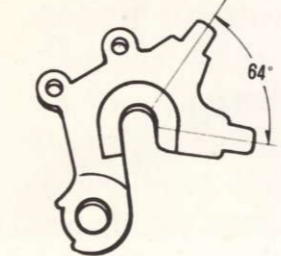
Model ND-100
SHIMANO-LF

SPECIFICATIONS
Material: Steel
Option: Axle Stopper Set



Model NF-100
SHIMANO-PR

SPECIFICATIONS
Material: Steel



Front Chainwheel

Model GC-100 (without Bottom Bracket Set)
GB-200 (Bottom Bracket Set)

SHIMANO-600

SPECIFICATIONS

Material: 17S Duralumin
Type: Cotterless
Chain Ring: 1/2" x 3/32" Chain (2 mm)
Teeth: 30~53T
Crank Lengths: 6-1/2" (165 mm), 6-3/4" (170mm)
Crank Thread: 9/16" x 20t
Cup Thread: English 1.37" x 24t,
French 35 x 1.0, Italian 36 x 24t
Material of Chain Ring: 14S Super Duralumin
Available by Request Triple Sprocket

