




Shimano
DURA-ACE
Series for Road & Touring



Model DB-100



Model DB-110



Model EA-100



Model LA-100



Model KA-320



Model KA-100



Model KA-300




Model KA-110



Model KA-310



Model KB-110



Model LD-500

Rear Derailleur

Model DB-100

CRANE

SPECIFICATIONS

Capacity: Front Difference: 14 Teeth or Less
Rear Largest Sprocket: 28 Teeth or Less

Weight: 7.9 oz. (225 g)

Material: Light Alloy

Type: Servo Panta Mechanism

Option: Adaptor

Model DB-110

CRANE-GS

SPECIFICATIONS

Capacity: Front Difference: 14 Teeth or Less
Rear Largest Sprocket: 34 Teeth or Less

Weight: 9.5 oz. (270 g)

Material: Light Alloy

Type: Servo Panta Mechanism (Long Cage Plate)

Option: Adaptor

Front Derailleur

Model EA-100

DURA-ACE

SPECIFICATIONS

Capacity: 16 Teeth or Less

Weight: 3.7 oz. (105 g)

Material: Light Alloy (Body), Steel (Chain Guide)

Type: Lower Inlet Type 1-1/8"

Shifting Lever

Model LA-100

DURA-ACE

SPECIFICATIONS

Weight: 2.65 oz. (75 g)

Material: Light Alloy

Type: Double Lever

Lever Clamp Diameter: 1-1/8"

Model LD-500

BAR-END CONTROL

SPECIFICATIONS

Weight: 2.8 oz. (80 g)

Material: Light Alloy

Use: 10-speed

Attachment Position: Bar-End

Type: With Spiral Spring (Balance Spring)

Cable Parts

Model KA-100

CABLE GUIDE

SPECIFICATIONS

Clamp Diameter: 1-1/8"

Material: Steel

Use: For 10 Speed

Model KB-110

OUTER STOPPER

SPECIFICATIONS

Clamp Diameter: 1-1/8"

Material: Steel

Use: For 10 Speed

For Bar-End Control

Model KA-110


OUTER STOPPER

SPECIFICATIONS

Clamp Diameter: 5/8"

Material: Steel

DURA-ACE Black Series



Brazed on Parts

Model KA-300

CABLE GUIDE

SPECIFICATIONS

Material: Steel

Model KA-310

OUTER STOPPER

SPECIFICATIONS

Material: Steel

Model KA-320

LEVER AXLE

SPECIFICATIONS

Material: Steel