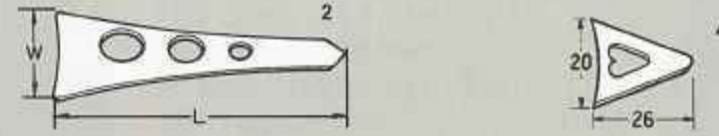


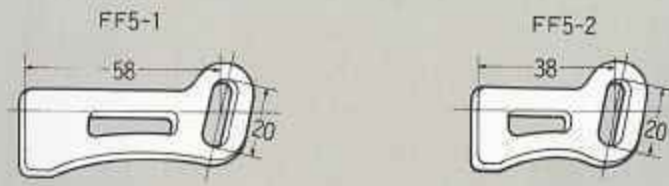
# FRONT FORK PARTS

**FF4** Fork Blade Reinforcement Plate  
Thickness 1mm

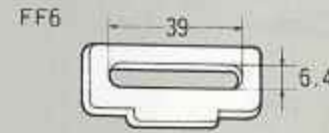
Type	Size W x L	Shape
FF	19.5 x 55	(Small) W/Three Holes
4	20 x 26	(Small) W/O Hole



**FF5** Dynamo Bracket

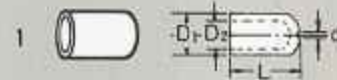


**FF6** Dynamo Bracket



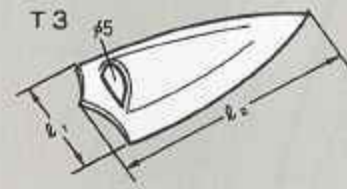
# TOP TUBE PARTS

**T2** Wire Stopper




Type	D <sub>1</sub>	D <sub>2</sub>	d	L
T2-1	8	6φ	2.4φ	10

**T3** Cover for

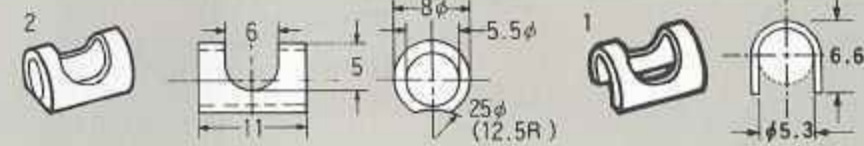


	f <sub>1</sub>	f <sub>2</sub>	Bending R
T3-1	15	46	14
T3-2	14	25	14
T3-4	12	34	12.7

**T6** Outer Guide Machine Processed

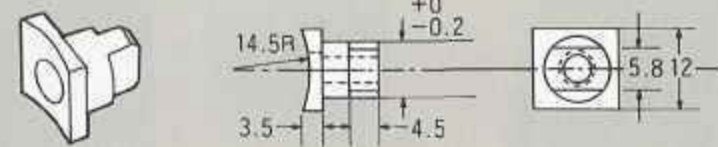


**T7** Outer Guide Pressed



# DOWN TUBE PARTS

**D1** Shifting Lever Fittings




**D2** Shifting Lever Stopper



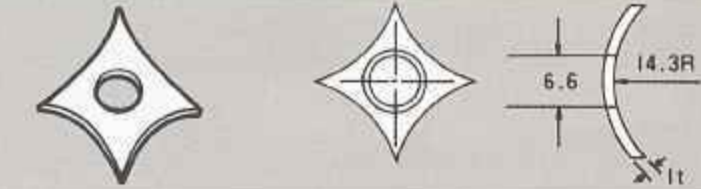
# SEAT TUBE PARTS

**M1** Bottle Fitting Nut

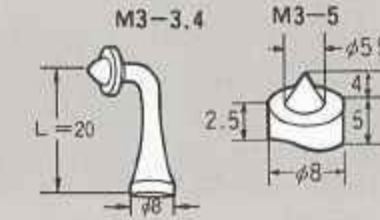


Type	D <sub>1</sub>	D <sub>2</sub>	d (screw)	l	ε
M1-1	10	7.8	6 P=1	2	8
2	9	6.5	5 P=0.8	1.5	6
3	Screw for M1-2	5	ISO		10

**M2** Bottle Fitting Reinforcement



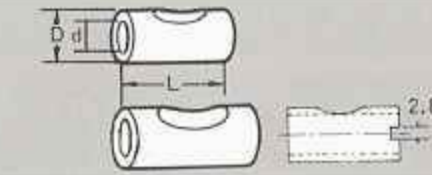
**M3** Pump Peg



Type	L	ε
M3-3	Pump peg-bent L=17	
M3-1-2	Straight Type	
M3-3-4	Bent Type	

# SEAT PARTS

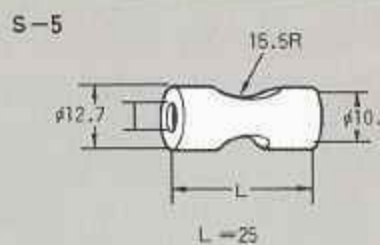
**S2** Seat Collar



Type	D	d	L	Spottacing R
S-2-4	12	8.2	26	14.3
S-2-5	12	8.2	23	14.3

Available : Sprit Type

**S5** Seat Collar

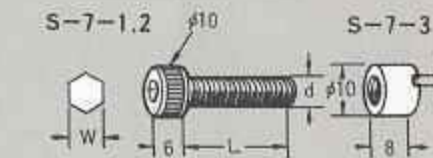


Seat Collar (Investment Cast)



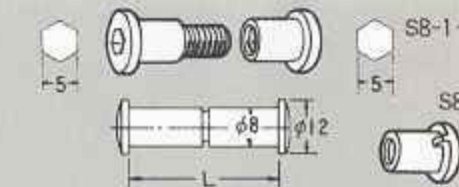
**S6**

**S7** Cap Bolt "Cr-Mo" Steel (C/P Finish)



Type	d	L	w
S7-1	6	10, 12, 14, 16, 20, 25, 30, 35, 40, 50	5
2	5	8, 10, 12, 14, 16, 20, 25, 30	4
3	6	Nut	

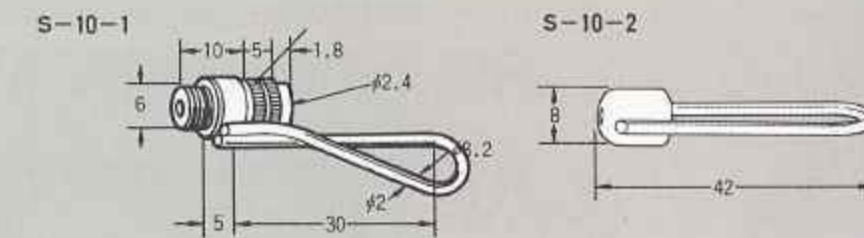
**S8** Allen Key Seat Tweezers Bolt (C/P Finish)



Type	L	Application
S8-1	22	for S-2-4
S8-2	19	for S-2-5
S8-3		for Lost Wax Seat Lug (1858)

• With Stopper  
• With TANGE mark or w/o TANGE mark

**S10** Wire Hanger (C/P Finish)



**S12** Seat Collar With Seat Pin (C/P Finish)

