

ISHIWATA FULL SET OF CrMo BUTTED TUBES



024 ULTRA STRONG

Mark	Description	Out Side Diameter	Thickness T/T'	Length
13C	Top Tube	25.4	1.0/0.7 DB	580
23C	Seat Tube	28.6	1.0/0.7 SB	610
32C	Down Tube	28.6	1.0/0.7 DB	610
40C	Head Tube	31.8	1.0 PG	180
50C	Chain Stays	22.2/12.0	0.8 PG	410
61C	Seat Stays	14.5/10.0	0.8 PG	610
73C	Fork Blades	28x20/12.0	1.2 PG	400
81C	Column	25.4	2.2/1.6 SB	200

Set of 11pcs
gr. 2,360

BLADES MARK



ISHIWATA SET OF COMBINATION CrMo/HI-TEN TUBES

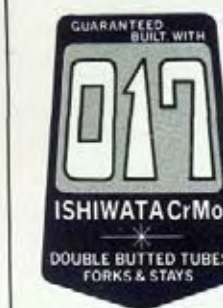
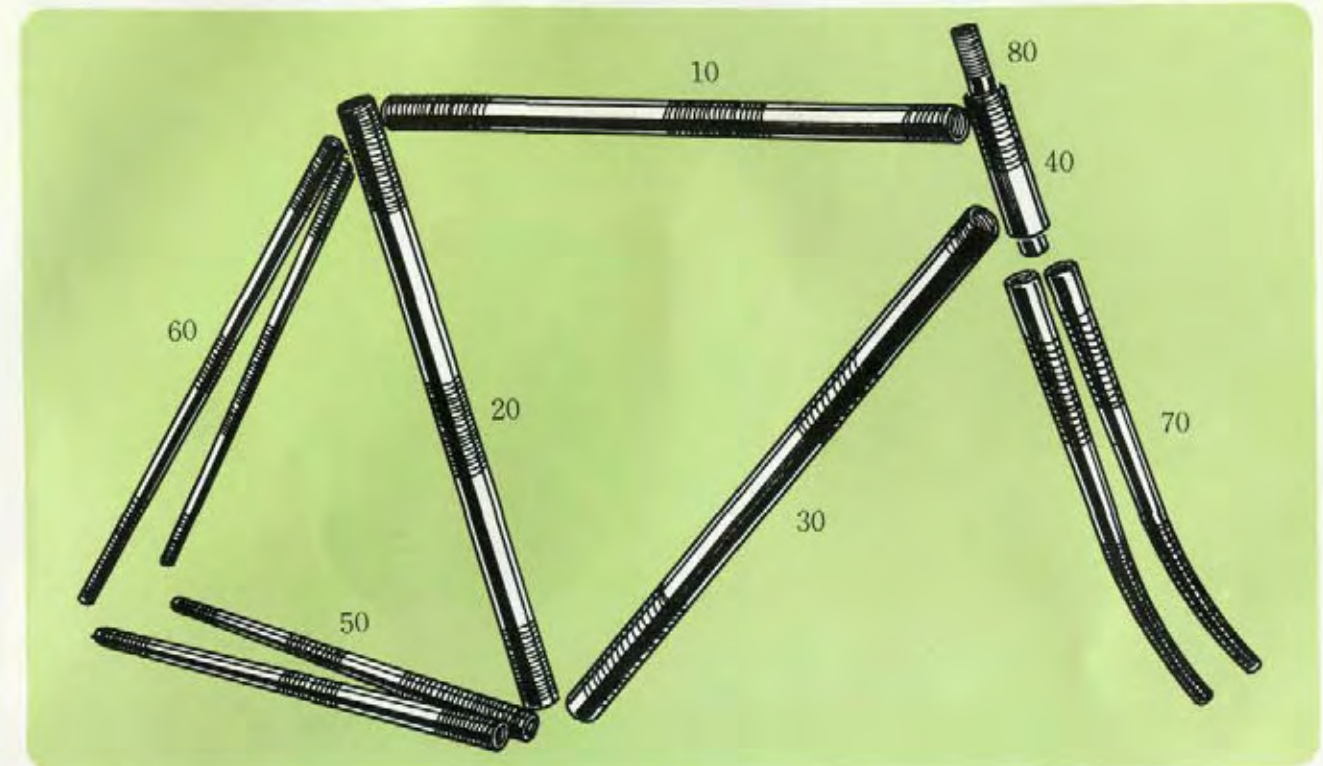


025 SUPER CYCLIST

Mark	Description	Out Side Diameter	Thickness T/T'	Length
11C	Top Tube	25.4	0.8 PG	580
22C	Seat Tube	28.6	0.8 PG	610
31C	Down Tube	28.6	0.9/0.6 DB	610
40H	Head Tube	31.8	1.2 PG	180
50H	Chain Stays	22.0/12.0	1.0 PG	410
60H	Seat Stays	14.5/10.0	1.0 PG	610
70H	Fork Blades	29x16/12.0	1.2 PG	400
82H	Column	25.4	2.7/1.6 SB	200

Set of 11pcs
gr. 2,470

ISHIWATA FULL SET OF CrMo BUTTED TUBES FRANCH TYPE

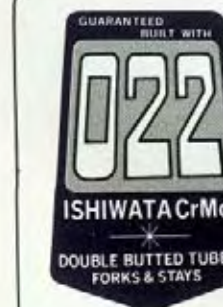


017F RECORD BREAKER

Mark	Description	Out Side Diameter	Thickness T/T'	Length
18C	Top Tube	26.0	0.7/0.4 DB	580
26C	Seat Tube	28.0	0.7/0.4 DB	610
26C	Down Tube	28.0	0.7/0.4 DB	610
42C	Head Tube	32.0	1.0 PG	180
53C	Chain Stays	22.0/12.0	0.8 PG	410
60C	Seat Stays	14.5/10.0	0.6 PG	610
70C	Fork Blades	29x16/12.0	1.0/0.8 TC	400
82C	Column	25.0 (Spline)	2.2/1.5 SB	200

Set of 11pcs
gr. 1,830

BLADES MARK



022F SPEED GALLANT

Mark	Description	Out Side Diameter	Thickness T/T'	Length
19C	Top Tube	26.0	0.9/0.6 DB	580
27C	Seat Tube	28.0	0.9/0.6 SB	610
36C	Down Tube	28.0	0.9/0.6 DB	610
42C	Head Tube	32.0	1.0 PG	180
53C	Chain Stays	22.0/12.0	0.8 PG	410
61C	Seat Stays	14.5/10.0	0.8 PG	610
71C	Fork Blades	29x16/12.0	1.0 PG	400
82C	Column	25.0 (Spline)	2.2/1.5 SB	200

Set of 11pcs
gr. 2,160

BLADES MARK

