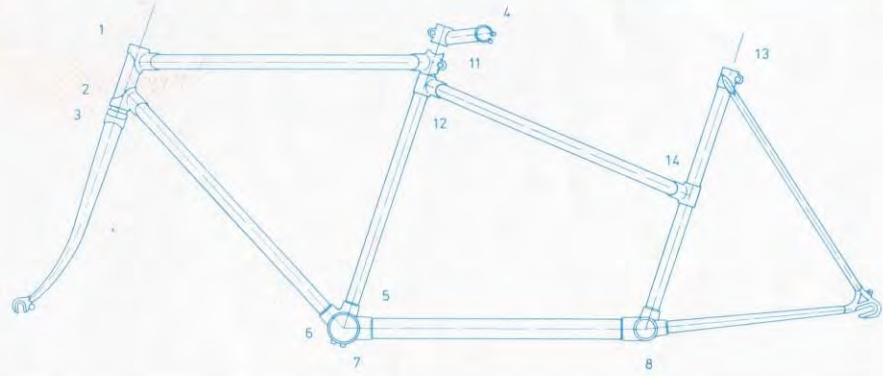









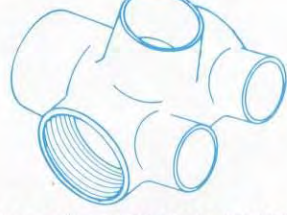
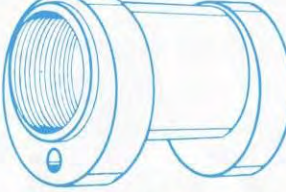




TANDEM — GENTS/LADY'S

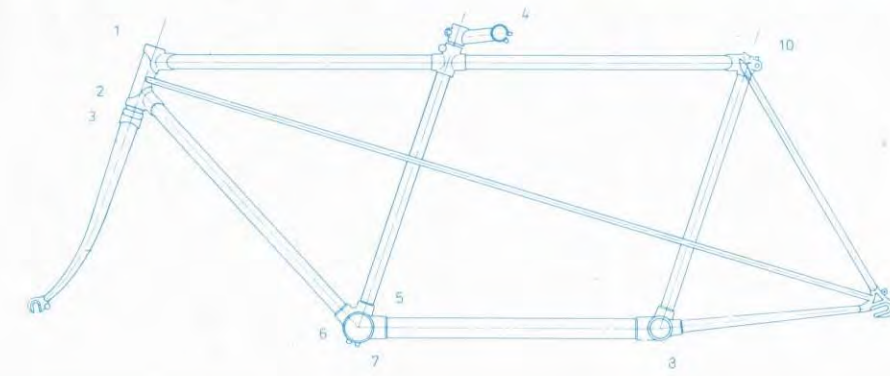
HADEN


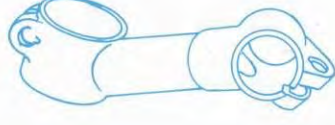
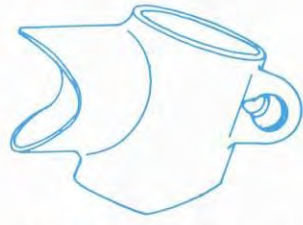

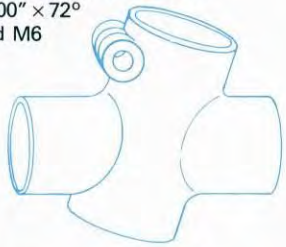

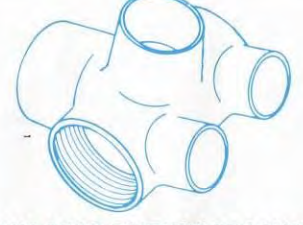


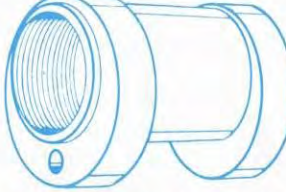




 <p>1 TANDEM FRONT GENTS TOP LUG 1·250" × 1·000" × 72° GTN72E</p>	 <p>4 TANDEM REAR HANDLEBAR STEM (Chrome Plated) 1·070" × 1·000" TRZ17S or 1·000" × 0·938" TRZ17T</p>	 <p>13 REAR LADIES SEAT LUG 1·125" LS1</p>										
 <p>2 TANDEM FRONT BOTTOM LUG 1·250" × 1·125" × 61° BN61E</p>	 <p>11 MIDDLE GENTS SEAT LUG 1·125" × 1·000" × 72° GS72E</p>  <p>12 LOOP LUG 1·125" × 1·000" × 85° L851</p>	 <p>14 LOOP LUG 1·125" × 1·000" × 85° L851 (Identical to item 12)</p>										
 <p>3 TANDEM FORK CROWN For 1·000" column and oval blades. 32 mm × 18 mm MCN3218T</p>	 <p>5 TANDEM FRONT BOTTOM BRACKET 61° × 72° 1·125" × 1·125" × 1·500" TBS6172</p>	 <p>8 TANDEM REAR BOTTOM BRACKET 108° × 63 1/2° 68 mm wide. 'V' Back. 1·500" × 1·125" × 0·875" Threaded 1·370" × 24 TPI BSC RH/LH TBS10863</p>										
<p>Note Items 1, 2 and 11 are standard frame lugs from our extensive range. Refer to our catalogue for other styles and angles available.</p>	 <p>6 ADJUSTABLE ALLOY ECCENTRIC ES2 1·370" × 24 TPI BSC Thread RH/LH</p>   <p>7 CLAMPING PIN M6 × 25 mm U/H SB3</p>	<p>The components illustrated here are to suit the following frame tube diameters:</p> <table border="0"> <tr><td>Head Tube</td><td>1·2"</td></tr> <tr><td>Top Tubes</td><td>1·000"</td></tr> <tr><td>Down Tube</td><td>1·125"</td></tr> <tr><td>Seat Tubes</td><td>1·125"</td></tr> <tr><td>Back Brackets Joining Tube</td><td>1·500"</td></tr> </table>	Head Tube	1·2"	Top Tubes	1·000"	Down Tube	1·125"	Seat Tubes	1·125"	Back Brackets Joining Tube	1·500"
Head Tube	1·2"											
Top Tubes	1·000"											
Down Tube	1·125"											
Seat Tubes	1·125"											
Back Brackets Joining Tube	1·500"											

TANDEM — DOUBLE GENTS

HADEN



 <p>1 TANDEM FRONT GENTS TOP LUG 1·250" × 1·000" × 72° GTN72E</p>	 <p>4 TANDEM REAR HANDLEBAR STEM (Chrome Plated) 1·070" × 1·000" TRZ17S or 1·000" × 0·938" TRZ17T</p>	 <p>10 TANDEM REAR GENTS SEAT LUG 1·125" × 1·000" × 72° GS72E</p>										
 <p>2 TANDEM FRONT BOTTOM LUG 1·250" × 1·125" × 61° BN61E</p>	 <p>9 TANDEM DG FRONT SEAT LUG 1·125" × 1·000" × 72° Ear Threaded M6 DGFS72</p>  <p>15 CLAMPING PIN M6 × 25 mm U/H SB3</p>	 <p>8 TANDEM REAR BOTTOM BRACKET 108° × 63 1/2° 68 mm wide. 'V' Back. 1·500" × 1·125" × 0·875" Threaded 1·370" × 24 TPI BSC RH/LH TBS10863</p>										
 <p>3 TANDEM FORK CROWN For 1·000" column and oval blades. 32 mm × 18 mm MCN3218T</p>	 <p>5 TANDEM FRONT BOTTOM BRACKET 61° × 72° 1·125" × 1·125" × 1·500" TBS6172</p>											
<p>Note Items 1, 2 and 10 are standard frame lugs from our extensive range. Refer to our catalogue for other styles and angles available.</p>	 <p>6 ADJUSTABLE ALLOY ECCENTRIC ES2 1·370" × 24 TPI BSC Thread RH/LH</p>   <p>7 CLAMPING PIN M6 × 25 mm U/H SB3 (Identical to item 15)</p>	<p>The components illustrated here are to suit the following frame tube diameters:</p> <table border="0"> <tr><td>Head Tube</td><td>1·250"</td></tr> <tr><td>Top Tubes</td><td>1·000"</td></tr> <tr><td>Down Tube</td><td>1·125"</td></tr> <tr><td>Seat Tubes</td><td>1·125"</td></tr> <tr><td>Back Brackets Joining Tube</td><td>1·500"</td></tr> </table>	Head Tube	1·250"	Top Tubes	1·000"	Down Tube	1·125"	Seat Tubes	1·125"	Back Brackets Joining Tube	1·500"
Head Tube	1·250"											
Top Tubes	1·000"											
Down Tube	1·125"											
Seat Tubes	1·125"											
Back Brackets Joining Tube	1·500"											